

**R-936M-0**

Men's Long Sleeve Pure Cotton Easy Care Poplin Shirt



This is an elegant and very durable shirt with all the natural wearer comfort of 100% cotton.

- Classic style boned collar
- Rounded 2 button adjustable cuff plus single button on cuff gauntlet
- Back yoke with 2 side pleats
- Pocket over left chest mitred edge pocket
- Straight bottom hem
- Spare buttons
- Easy Care

**MATERIAL:**

100% Cotton Poplin

**WEIGHT:**Colours 125g/m²;
White 120g/m²**PACKING:**

Pack 1; Carton 12

**LAUNDRY CARE:**

Suitable for 40°C wash and tumble dry

**ORIGIN:**

Bangladesh

		S	M	L	XL	2XL	3XL	4XL
Your body measurement								
To fit chest	cm	92/97	97/102	102/107	107/112	112/117	117/122	122/127
	Ins	36/38	38/40	40/42	42/44	44/46	46/48	48/50
Collar (to fit)UK Dual Collar Sizes	cm	37/38	39/40	41/42	43/44	45/46	47/48	49/50
	Ins	14.5/15	15.5	16/16.5	17/17.5	18	18.5/19	19.5
Garment dimensions								
Chest Size: cm		110	116	125	134	146	153	160
Back Length: cm		76.5	77.5	78.5	79.5	80.5	82.5	83.5

DECORATOR NOTES

The cotton fabric is a reliable and versatile all rounder for a wide variety of decoration methods.

**COLOURS**


PANTONE®
FABRIC: 11-0601 TPX
PAPER: 7541 C
C:0 M:0 Y:0 K:0



PANTONE®
FABRIC: 19-4005 TPX
PAPER: BLACK C
C:100 M:50 Y:50 K:100



PANTONE®
FABRIC: 14-3209 TPX
PAPER: 672 C
C:0 M:25 Y:0 K:0



PANTONE®
FABRIC: 19-1764 TPX
PAPER: 1945 C
C:0 M:100 Y:80 K:25



PANTONE®
FABRIC: 19-3950 TPX
PAPER: 653 C
C:80 M:40 Y:0 K:35



Elegante, langlebige Hemden und Blusen mit dem natürlichen Tragekomfort von 100% Baumwolle.

- Stäbchen-verstärkter, klassischer Kragen
- Mit zwei Knöpfen verstellbare abgerundete Manschetten, dazu ein Knopf auf dem Manschettenaufschlag
- Rückwärtige Schulterpasse mit zwei an den Seiten eingelegten Falten
- Brusttasche links mit abgeschrägten Ecken
- Gerade geschnittener Saum
- Ersatzknöpfe
- Pflegeleicht (Easy Care)


MATERIAL:

100% Baumwoll-Popeline


GEWICHT:

 Farben 125 g/m²;
Weiß 120 g/m²

VERPACKUNG:

Pack 1; Karton 12


WASCHANLEITUNG:

Geeignet für 40° Wäsche und Wäschetrockner


HERKUNFT:

Bangladesch

		S	M	L	XL	2XL	3XL	4XL
Ihre Körper Maße								
Brustumfang	cm	92/97	97/102	102/107	107/112	112/117	117/122	122/127
	Ins	36/38	38/40	40/42	42/44	44/46	46/48	48/50
Kragenweite	cm	37/38	39/40	41/42	43/44	45/46	47/48	49/50
	Ins	14.5/15	15.5	16/16.5	17/17.5	18	18.5/19	19.5
Kleidergrößen								
Brustumfang: cm		110	116	125	134	146	153	160
Rückenlänge: cm		76.5	77.5	78.5	79.5	80.5	82.5	83.5


HINWEISE ZUR VEREDLUNG

Baumwollpopeline ist ein zuverlässiges und vielseitiges Gewebe, das sich für zahlreiche Veredelungsmethoden eignet.


FARBEN

 PANTONE®
FABRIC: 11-0601 TPX
PAPER: 7541 C
C:0 M:0 Y:0 K:0

 PANTONE®
FABRIC: 19-4005 TPX
PAPER: BLACK C
C:100 M:50 Y:50 K:100

 PANTONE®
FABRIC: 14-3209 TPX
PAPER: 672 C
C:0 M:25 Y:0 K:0

 PANTONE®
FABRIC: 19-1764 TPX
PAPER: 1945 C
C:0 M:100 Y:80 K:25

 PANTONE®
FABRIC: 19-3950 TPX
PAPER: 653 C
C:80 M:40 Y:0 K:35



Une chemise élégante et résistante avec tout le confort naturel du coton pur.

- Col de forme classique baleiné
- Poignets réglables arrondis à 2 boutons et patte capucin à bouton unique
- Empiècement arrière avec 2 plis latéraux
- Poche de poitrine à bords biseautés sur le côté gauche
- Bas droit
- Entretien facile
- Boutons de rechange


COMPOSITION:

100% Popeline de Coton


DENSITÉ:

Couleurs 125g/m²;
Blanc 120g/m²


CONDITIONNEMENT:

Paquet 1; Cartons 12


ENTRETIEN:

Lavage en machine à 40°C et séchage au sèche-linge


ORIGINE:

Bangladesh

		S	M	L	XL	2XL	3XL	4XL
Votre taille								
Tour de poitrine	cm	92/97	97/102	102/107	107/112	112/117	117/122	122/127
	Ins	36/38	38/40	40/42	42/44	44/46	46/48	48/50
Tour de cou double mesure de col	cm	37/38	39/40	41/42	43/44	45/46	47/48	49/50
	Ins	14.5/15	15.5	16/16.5	17/17.5	18	18.5/19	19.5
Mensurations des produits								
Tour de poitrine: cm		110	116	125	134	146	153	160
Longueur de dos: cm		76.5	77.5	78.5	79.5	80.5	82.5	83.5

NOTES POUR LA PERSONNALISATION

Le coton est une matière remarquable car il est solide et compatible avec de nombreuses méthodes de décoration.


COULEURS


PANTONE®
FABRIC: 11-0601 TPX
PAPER: 7541 C
C:0 M:0 Y:0 K:0



PANTONE®
FABRIC: 19-4005 TPX
PAPER: BLACK C
C:100 M:50 Y:50 K:100



PANTONE®
FABRIC: 14-3209 TPX
PAPER: 672 C
C:0 M:25 Y:0 K:0



PANTONE®
FABRIC: 19-1764 TPX
PAPER: 1945 C
C:0 M:100 Y:80 K:25



PANTONE®
FABRIC: 19-3950 TPX
PAPER: 653 C
C:80 M:40 Y:0 K:35



Una camisa elegante y muy duradera con toda la comodidad natural del algodón 100%.

- Cuello almidonado de estilo clásico
- Puños ajustables con dos botones y un botón adicional en la abertura de la manga
- Canesú trasero con dos pinzas laterales
- Bolsillo en el pecho izquierdo en ángulo recto
- Corte de faldón recto
- Fácil cuidado
- Botones de repuesto


MATERIAL:

Popelina 100% algodón


PESO:

Colores: 125g/m²,
Blanco: 120g/m²


EMPAQUETADO:

Paquete 1; Caja 12


CUIDADOS:

Lavado a máquina a 40°C y secado a máquina


ORIGEN:

Bangladesh

		S	M	L	XL	2XL	3XL	4XL
Medida de su cuerpo								
Contorno del pecho	cm	92/97	97/102	102/107	107/112	112/117	117/122	122/127
	Ins	36/38	38/40	40/42	42/44	44/46	46/48	48/50
Cuello (medida) UK Cuello disponible en dos tamaños	cm	37/38	39/40	41/42	43/44	45/46	47/48	49/50
	Ins	14.5/15	15.5	16/16.5	17/17.5	18	18.5/19	19.5
Dimensiones de la prenda								
Contorno de pecho: cm		110	116	125	134	146	153	160
Longitud trasera: cm		76.5	77.5	78.5	79.5	80.5	82.5	83.5

INDICACIONES DE DECORACIÓN

El tejido de algodón es un soporte versátil y seguro para todo tipo de métodos de decoración.


COLORES



PANTONE®
FABRIC: 11-0601 TPX
PAPER: 7541 C
C:0 M:0 Y:0 K:0



PANTONE®
FABRIC: 19-4005 TPX
PAPER: BLACK C
C:100 M:50 Y:50 K:100



PANTONE®
FABRIC: 14-3209 TPX
PAPER: 672 C
C:0 M:25 Y:0 K:0



PANTONE®
FABRIC: 19-1764 TPX
PAPER: 1945 C
C:0 M:100 Y:80 K:25



PANTONE®
FABRIC: 19-3950 TPX
PAPER: 653 C
C:80 M:40 Y:0 K:35

**R-936M-0**

Camicia Manica Lunga Popeline Puro Cotone Facile da trattare



Una camicia elegante e di lunga durata con tutto il comfort del 100% cotone.

- Colletto classico con stecche
- Polsino stondato con 2 bottoni regolabili e bottone aggiuntivo al listino
- Carré con 2 pieghe laterali
- Taschino lato sinistro
- Orlo dritto
- Stirofacile
- Bottoni di scorta

**MATERIALE:**

Popeline 100% cotone

**PESO:**Colori: 125g/m²;
Bianco: 120g/m²**IMBALLO:**

Pacco 1; Cartone 12

**LAVAGGIO:**

Lavabile a 40°C e resistente all'asciugatrice


**ORIGINE:**

Bangladesh

		S	M	L	XL	2XL	3XL	4XL
La misura del Vostro corpo								
Torace da vestire	cm	92/97	97/102	102/107	107/112	112/117	117/122	122/127
	Ins	36/38	38/40	40/42	42/44	44/46	46/48	48/50
Misura dei collo in due taglie	cm	37/38	39/40	41/42	43/44	45/46	47/48	49/50
	Ins	14.5/15	15.5	16/16.5	17/17.5	18	18.5/19	19.5
Misure del capo								
Misura del torace in: cm		110	116	125	134	146	153	160
Misura delle spalle in: cm		76.5	77.5	78.5	79.5	80.5	82.5	83.5

NOTE PER I DECORATORI

Il cotone è un tessuto affidabile e versatile per un'ampia varietà di metodi di personalizzazione

**COLORI**PANTONE®
FABRIC: 11-0601 TPX
PAPER: 7541 C
C:0 M:0 Y:0 K:0PANTONE®
FABRIC: 19-4005 TPX
PAPER: BLACK C
C:100 M:50 Y:50 K:100PANTONE®
FABRIC: 14-3209 TPX
PAPER: 672 C
C:0 M:25 Y:0 K:0PANTONE®
FABRIC: 19-1764 TPX
PAPER: 1945 C
C:0 M:100 Y:80 K:25PANTONE®
FABRIC: 19-3950 TPX
PAPER: 653 C
C:80 M:40 Y:0 K:35



Elegancka i równocześnie bardzo wytrzymała koszula ze 100% bawełny dla komfortu noszenia.

- Klasyczny, stylowy kołnierzyk
- Okrągłe, zapinane na podwójne guziki mankiety z jednym guzikiem na nadgarstku
- Karczek z dwoma bocznymi plisami
- Kieszeń po lewej stronie na wysokości klatki piersiowej ze skośną krawędzią
- Proste dolne obszycie
- Zapasowe guziki
- Łatwa w pielęgnacji


MATERIAŁ:

100% bawełna poplin


GRAMATURA:

 Kolory: 125g/m²;
Biały: 120g/m²

PAKOWANIE:

Opakowanie 1; Karton 12


PRANIE:

Prac w 40°C, suszyć w suszarce


POCHODZENIE:

Bangladesz

		S	M	L	XL	2XL	3XL	4XL
Twoje wymiary								
Klatka piersiowa do dopasowania	cm	92/97	97/102	102/107	107/112	112/117	117/122	122/127
	Ins	36/38	38/40	40/42	42/44	44/46	46/48	48/50
Kołnierzyk (do dopasowania) podwójny rozmiar kołnierzyka UK	cm	37/38	39/40	41/42	43/44	45/46	47/48	49/50
	Ins	14.5/15	15.5	16/16.5	17/17.5	18	18.5/19	19.5
Wymiary ubrania								
Rozmiar klatki piersiowej: cm		110	116	125	134	146	153	160
Długość pleców: cm		76.5	77.5	78.5	79.5	80.5	82.5	83.5


UWAGI DEKORATORA

Tkanina bawełniana stanowi niezawodną i uniwersalną bazę do dekoracji w szerokiej gamie zastosowań


KOLORY

 PANTONE®
FABRIC: 11-0601 TPX
PAPER: 7541 C
C:0 M:0 Y:0 K:0

 PANTONE®
FABRIC: 19-4005 TPX
PAPER: BLACK C
C:100 M:50 Y:50 K:100

 PANTONE®
FABRIC: 14-3209 TPX
PAPER: 672 C
C:0 M:25 Y:0 K:0

 PANTONE®
FABRIC: 19-1764 TPX
PAPER: 1945 C
C:0 M:100 Y:80 K:25

 PANTONE®
FABRIC: 19-3950 TPX
PAPER: 653 C
C:80 M:40 Y:0 K:35



All of our measurements are based on actual "To Fit" body sizes and not the size of the actual garment itself e.g. a polo shirt with a chest to fit size of 92-97cms / 36-38" will fit someone with similar chest measurements; trousers with a waist to fit of 50 Europe / 34" will fit someone with similar waist measurements etc.

To help you select the most appropriate size of garment(s) please refer to our measuring tips below.

Chest

Men: measure around the fullest part of the chest, 2.5cms below the underarm area ①

Women: measure around the fullest part of the bust ①

Children: measure under the arms around the fullest part of the chest ①

Collar

Men: measure around the base of the neck ②

Waist

All: measure around the natural waist, ensuring the measuring tape is kept taut ③

Leg Length

All: measure from the top of the inside leg at the crotch down to where trousers are normally worn with shoes ④

Height

Children: standing still, with feet together and flat on the floor, measure from the top of the head to the ground ⑤

All Products (excl. Shirts, Trousers, Shorts & Sweatpants)

Ladies'	XXS	XS	S	M	L	XL	2XL	3XL	4XL	5XL	6XL
Chest to fit (CM)	72-77	77-82	82-87	87-92	92-97	97-102	102-107	107-112	112-117	117-122	122-127
Chest to fit (INS)	28-30	30-32	32-34	34-36	36-38	38-40	40-42	42-44	44-46	46-48	48-50

Dress Size

UK	6	8	10	12	14	16	18	20	22	24	26
France	34	36	38	40	42	44	46	48	50	52	54
Italy	38	40	42	44	46	48	50	52	54	56	58
Germany/Europe	32	34	36	38	40	42	44	46	48	50	52

Men's	XXS	XS	S	M	L	XL	2XL	3XL	4XL	5XL	6XL
Chest to fit (CM)	82-87	87-92	92-97	97-102	102-107	107-112	112-117	117-122	122-127	127-132	132-137
Chest to fit (INS)	32-34	34-36	36-38	38-40	40-42	42-44	44-46	46-48	48-50	50-52	52-54

Shirts

Ladies'	XXS	XS	S	M	L	XL	2XL	3XL	4XL	5XL	6XL
Chest to fit (CM)	72-77	77-82	82-87	87-92	92-97	97-104	104-112	112-120	120-130	130-137	137-144
Chest to fit (INS)	28-30	30-32	32-34	34-36	36-38	38-41	41-44	44-47	47-51	51-54	54-57

Dress Size

UK	6	8	10	12	14	16	18	20	22	24	26
France	34	36	38	40	42	44	46	48	50	52	54
Italy	38	40	42	44	46	48	50	52	54	56	58
Germany/Europe	32	34	36	38	40	42	44	46	48	50	52

Men's	S	M	L	XL	2XL	3XL	4XL	5XL	6XL
Collar to fit (CM)	37-38	39-40	41-42	43-44	45-46	47-48	49-50	51-52	53-54
Dual Collar Sizes (INS)	14.5/15	15.5	16/16.5	17/17.5	18	18.5/19	19.5	20	21
Individual Collar Sizes (INS)	14.5 15	15.5	16 16.5	17 17.5	18	18.5 19	19.5	20	21
Chest to fit (CM)	92-97	97-102	102-107	107-112	112-117	117-122	122-127	127-132	132-137
Chest to fit (INS)	36-38	38-40	40-42	42-44	44-46	46-48	48-50	50-52	52-54

Trousers & Shorts

UK (INS)	28	30	32	34	36	38	40	42	44	46	48
EUROPE	44	46	48	50	52	54	56	58	60	62	64

	Short	Regular	Long
Leg Length (CM)	76	81	86
Leg Length (INS)	30	32	34

Sweatpants

	S	M	L	XL
UK (INS)	30	32	34	36
Europe	46	48	50	52

Blazers

Girls'

Chest to fit (CM)	68	71	73	76	79	81	84	86	89	91	96	101	106	112	117
Chest to fit (INS)	27	28	29	30	31	32	33	34	35	36	38	40	42	44	46

Boys'

Chest to fit (CM)	71	73	76	79	81	84	86	89	91	94	96	101	106	112	117	122
Chest to fit (INS)	28	29	30	31	32	33	34	35	36	37	38	40	42	44	46	48

All Children's Products (excl. Sweatpants)

	XS	S	M	L	XL	2XL	3XL	4XL
Age (Years)	1-2	3-4	5-6	7-8	9-10	11-12	13-14	15-16
Height (CM)	90	104	116	128	140	152	164	176
Chest to fit (CM)	51-56	56-63	63-71	71-76	76-81	81-86	86-91	91-96
Chest to fit (INS)	20-22	22-25	25-28	28-30	30-32	32-34	34-36	36-38

Sweatpants (Children)

	S	M	L	XL	2XL
Age (Years)	3-4	5-6	7-8	9-10	11-12
Height (CM)	104	116	128	140	152
Waist to fit (CM)	53	55	58	61	66
Waist to fit (INS)	21	22	23	24	26